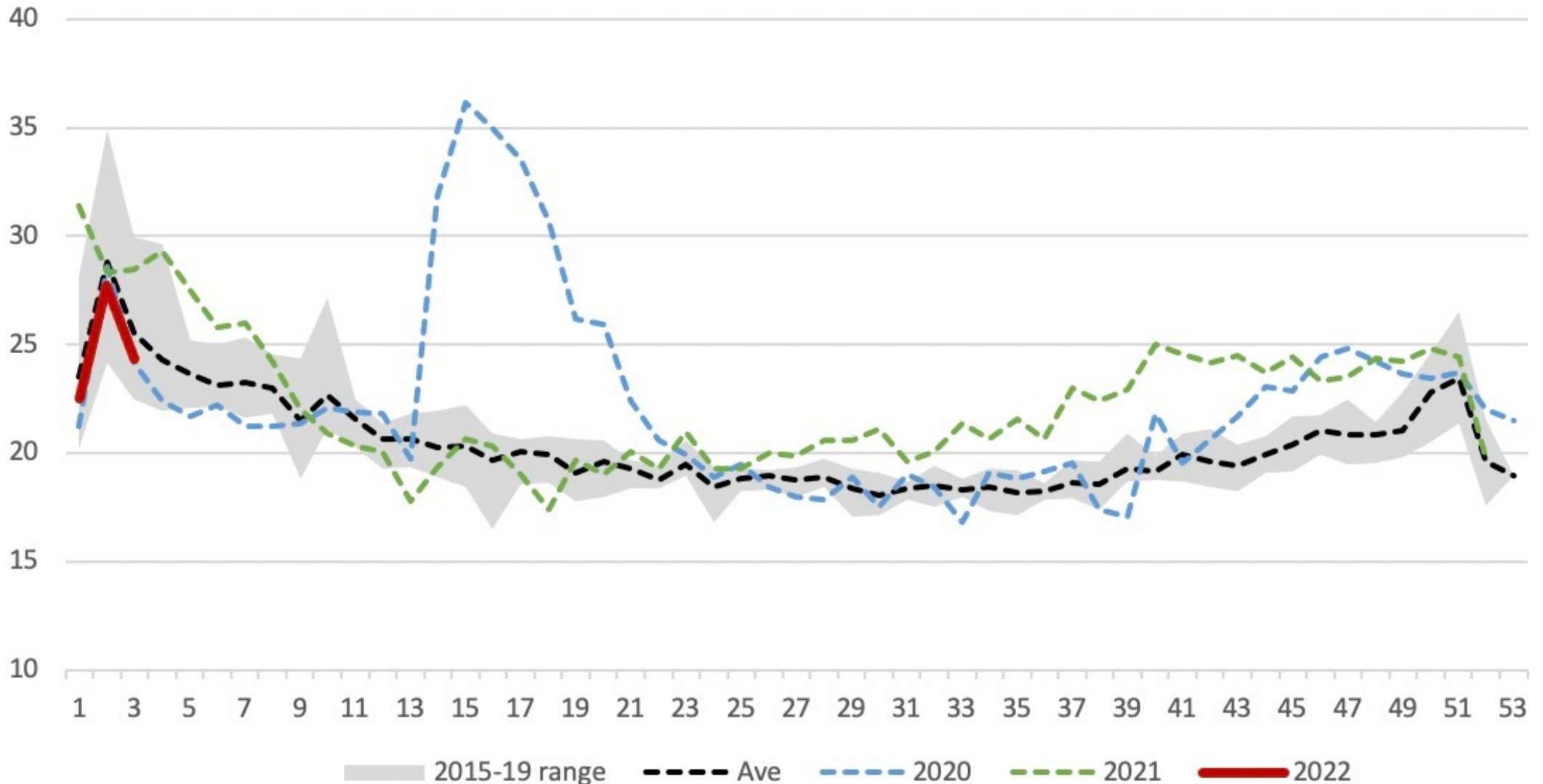


# Scotland: All-cause mortality, 2022 Week 3

Data: National Records of Scotland  
Summary always available: [www.ScottishUnity.org](http://www.ScottishUnity.org)

## Overall

Average mortality rises into winter, and as it has done so Scotland's elevated mortality has come into normal range. Week 2 is updated to **-3%** (43 deaths below average), and Week 3 is initially **-4%** (51 deaths below average). So far 2022 is in the normal range, as were 2020 and 2021.



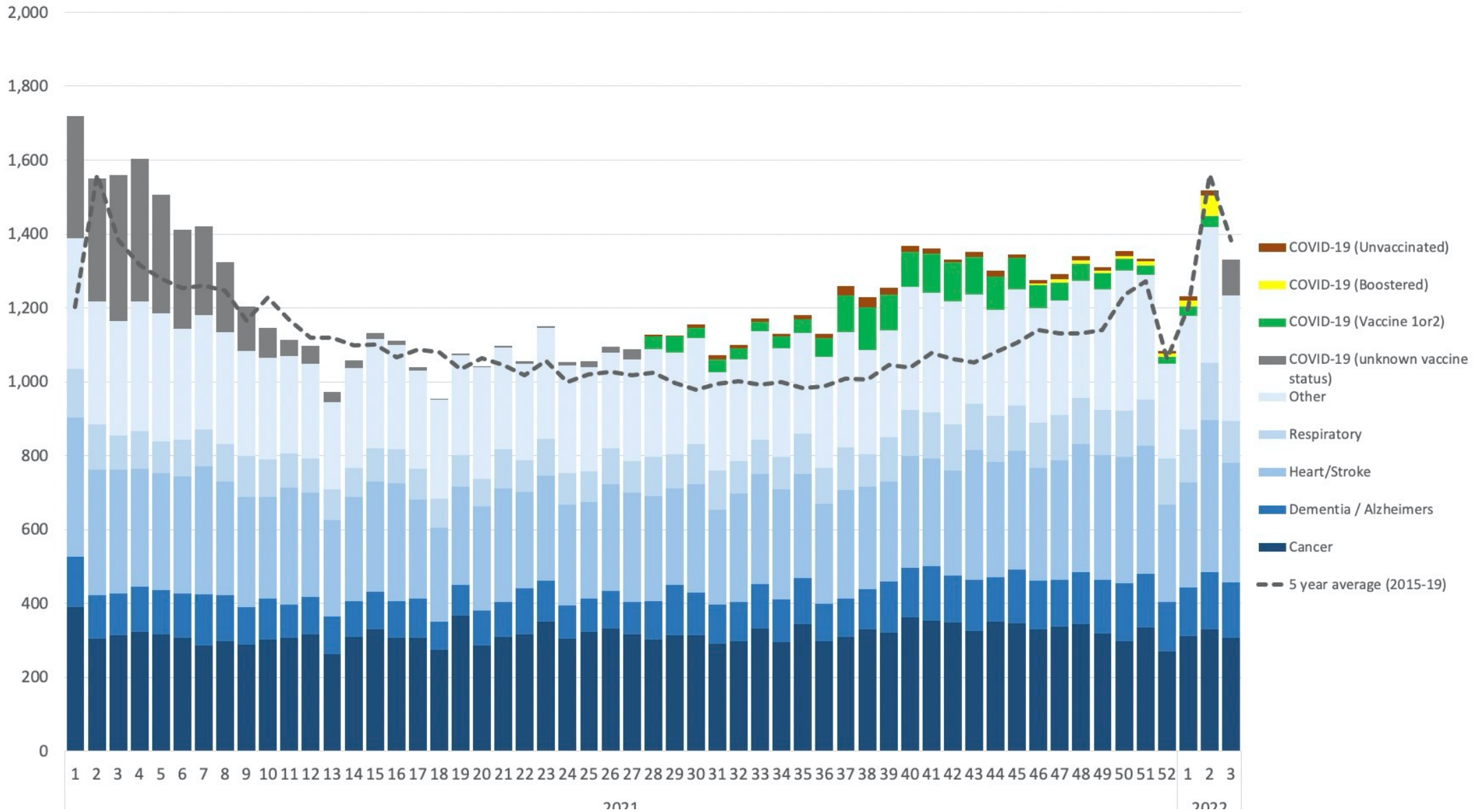
# Scotland: All-cause mortality, 2022 Week 3

Data: National Records of Scotland  
Summary always available: [www.ScottishUnity.org](http://www.ScottishUnity.org)

## Weekly all-cause mortality in Scotland (NRS) - COVID-19 deaths by vaccination status (PHS)

Total mortality versus 5 year average, with covid deaths split by vaccine status.

Vast majority of covid deaths are vaccinated or “boosted”.



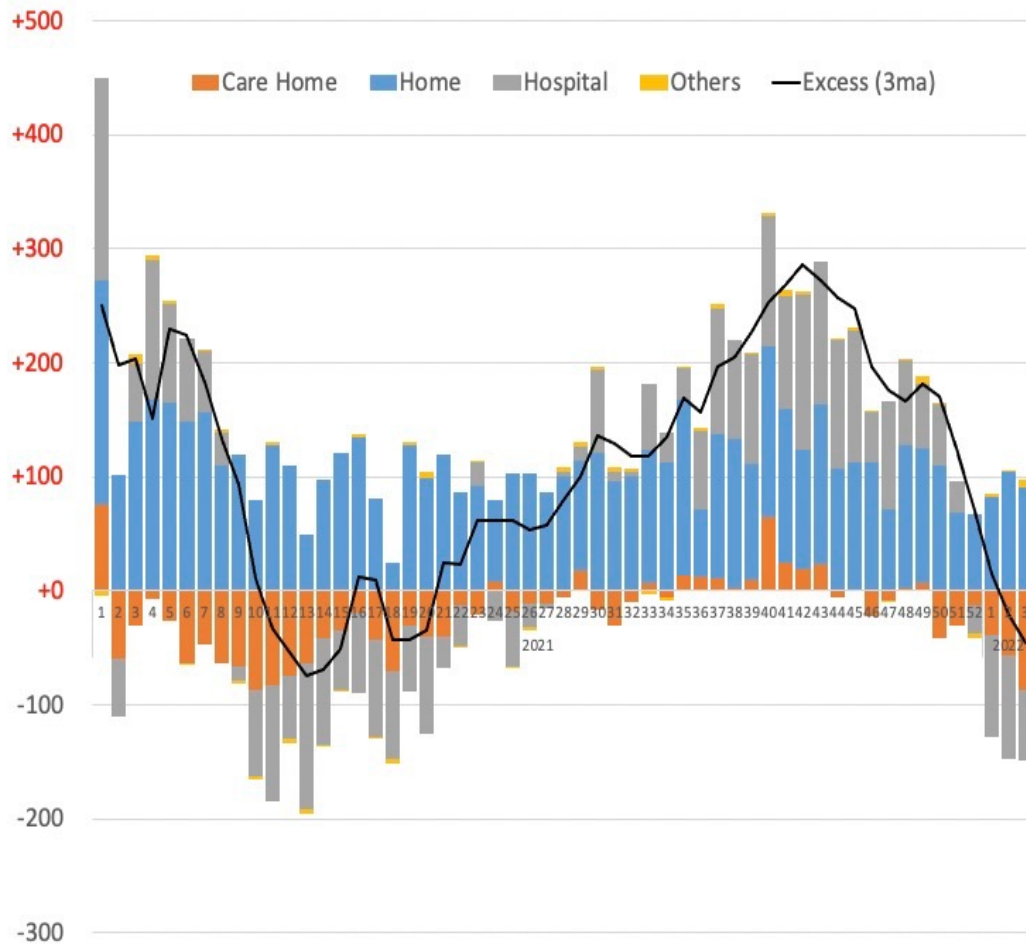
# Scotland: All-cause mortality, 2022 Week 3

**Data:** National Records of Scotland  
Summary always available: [www.ScottishUnity.org](http://www.ScottishUnity.org)

## Excess mortality by cause of death, by location of death

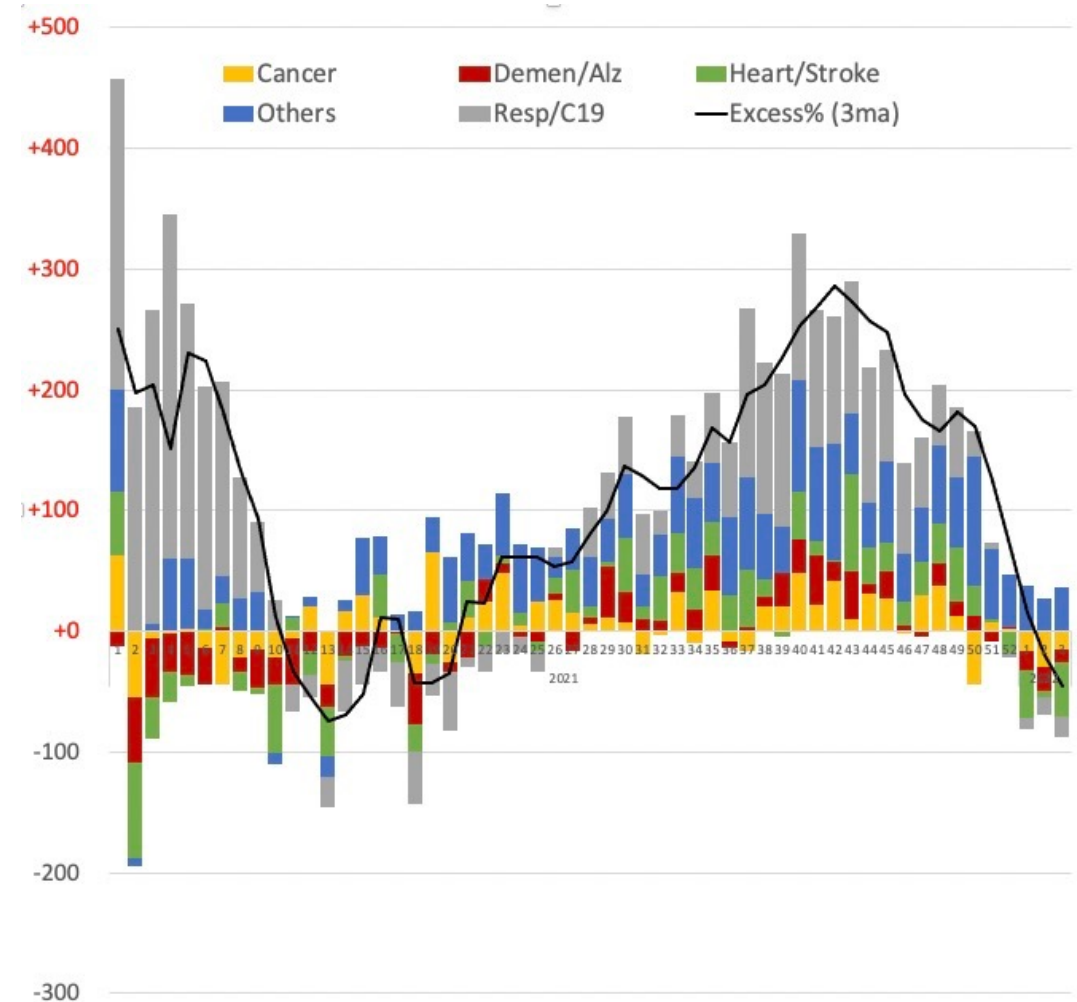
### By location

Well below normal in hospitals and care homes, but continuing 100+ per week excess dying at home



### By cause of death

All causes (including respiratory/covid) are below average for the time of year, with only the opaque 'Other' showing continuing excess.



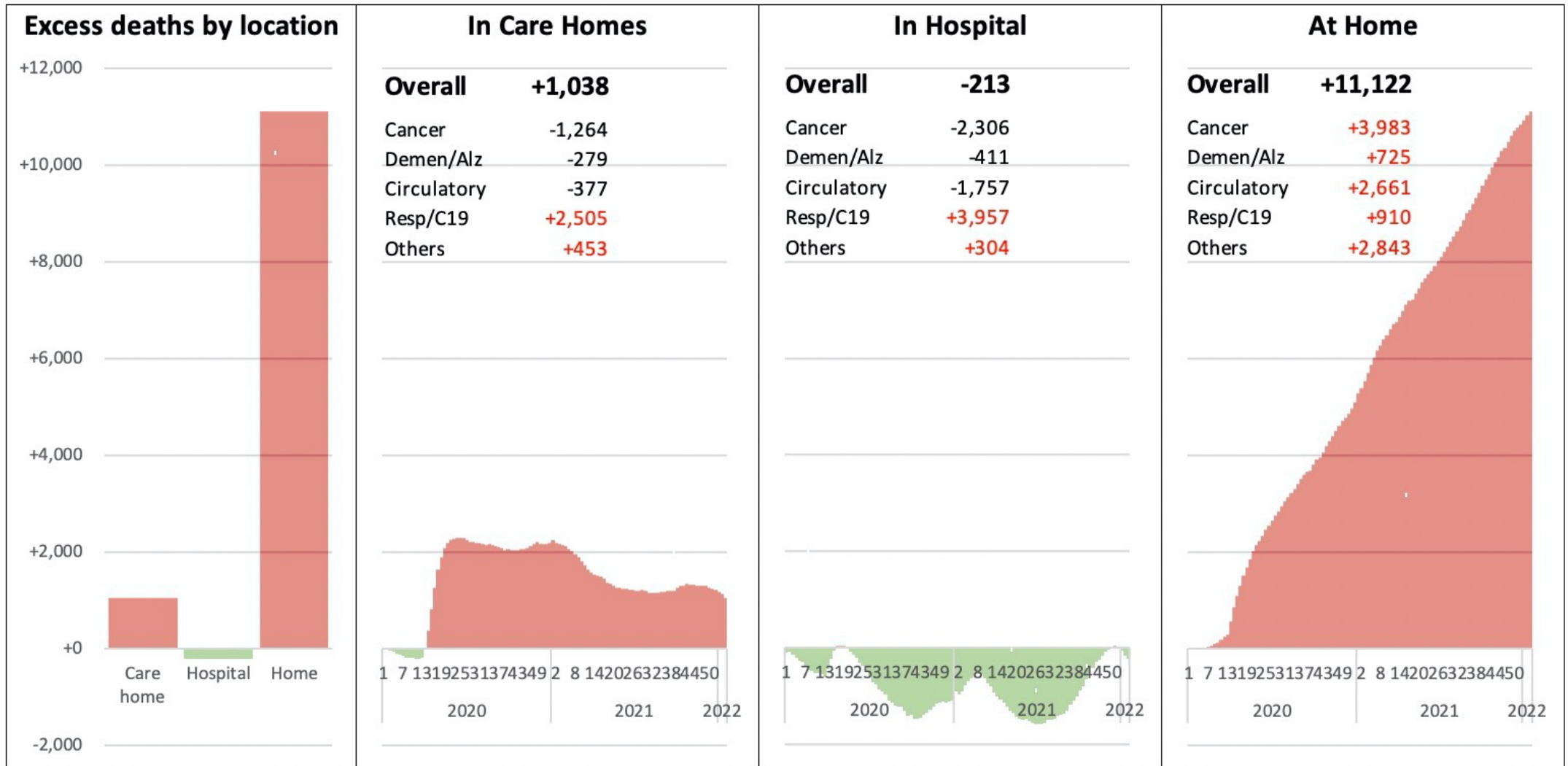
# Scotland: All-cause mortality, 2022 Week 3

**Data:** National Records of Scotland  
Summary always available: [www.ScottishUnity.org](http://www.ScottishUnity.org)

## Excess mortality by Location of death since 2020 – “Save the NHS, die at home”?

Combine cause and location, and we get the below summary, total **11,947 excess deaths** since beginning of 2020.

- Care home: +1,038 excess deaths, all from the shocking mismanagement in Mar/Apr 2020
- Hospital: Below normal overall
- **Home: +11,122 additional dying at home. 4,000 cancer, 2,600 heart attacks/stroke, and 2,800 ‘others’**



# Scotland: All-cause mortality, 2022 Week 3

**Data:** National Records of Scotland  
Summary always available: [www.ScottishUnity.org](http://www.ScottishUnity.org)

## Cumulative excess mortality in 2022 by cause and location

Overall mortality so far in 2022 is below average - already see the 2020 and 2021 patterns maintained, with significant additional deaths occurring at home.

With hospitals having been significantly under-capacity since March 2020, it's incredible to see so many excess deaths compelled to occur at home.

	Care home	Home	Hospital	Others	Total
<b>Cancer</b>	-69	+91	-85	+3	<b>-60</b>
<b>Demen/Alz</b>	-66	+27	-9	+2	<b>-46</b>
<b>Circulatory</b>	-52	+68	-110	+2	<b>-92</b>
<b>Respiratory/C19</b>	+18	+9	-67	+0	<b>-40</b>
<b>Others</b>	-14	+83	+29	+4	<b>+102</b>
<b>Total</b>	<b>-183</b>	<b>+278</b>	<b>-242</b>	<b>+11</b>	<b>-136</b>